

Instructions for connecting Xiaomi Mijia Vacuum Cleaner to your smartphone.

So what we need to do first:

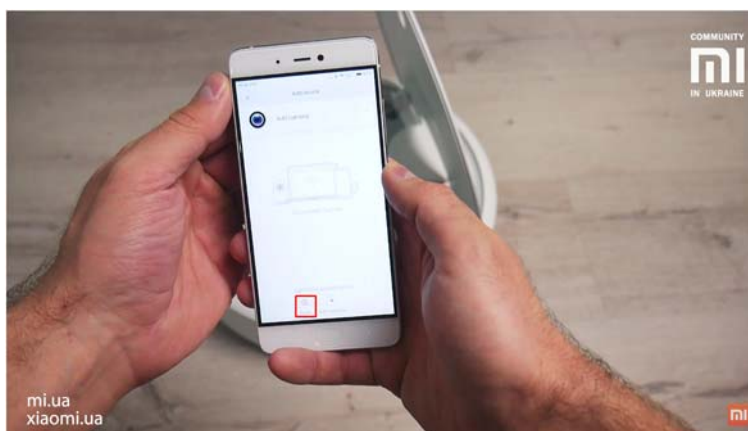
Open Mi Home application;



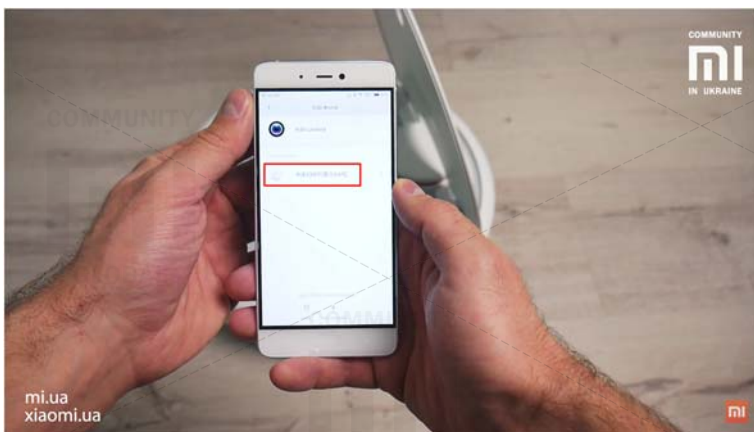
Lift the lid of Vacuum Cleaner, press two buttons simultaneously until Wi Fi indicator starts blinking;



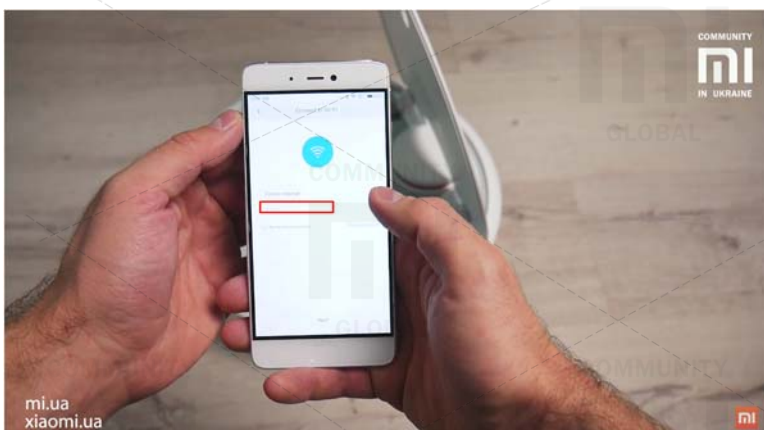
Press Scan button in Mi Home Application;



When Vacuum Cleaner appears in menu, add it to list of devices;



Assign your Wi Fi SSID and password;



That's all, your Vacuum Cleaner is ready for operation.

Then you can use the app and customize Xiaomi Mijia Vacuum Cleaner settings as you need!

xiaomi-mi.com